



**momentum**  
corporate

## Two-pot withdrawal process

From **1 September 2024** you can access the money in your savings component any time before retirement for financial emergencies:

- You are allowed one withdrawal during a tax year.
- The minimum withdrawal amount is R2 000 (before tax and a withdrawal fee).
- Withdrawals should only be for financial emergencies.

 **Before you withdraw money from your savings component, you should consider the costs and long-term impact on your retirement savings.**



**Savings component**

## How much tax will you pay?

You will pay tax on any amount you withdraw from your savings component. You will be taxed at your marginal tax rate.

**Marginal tax rates** apply to the various levels of income in South Africa. Above the minimum tax threshold different rates apply to the taxable income bands starting at 18% and up to 45% for the highest income earners. **If you owe any money to SARS (arrear tax), they can deduct that,** and it will reduce the amount you receive even further.

 **SARS**

To see how much tax you pay based on your taxable income band, [click here](#) or visit the [SARS website](#)

## How much is the savings component withdrawal fee?

You will pay a flat fee for each withdrawal irrespective of the amount you withdraw:

- If you successfully submit your withdrawal through one of our digital channels, you will pay R250 per withdrawal (including VAT).
- If you withdraw by completing a paper-based form at any stage of the withdrawal process, (even if it is submitted via email) you will pay R350 per withdrawal (including VAT).



We encourage you to make use of our digital channels like WhatsApp and the member portal, (provided that the option is available as per your Funds' request) to qualify for the lower withdrawal fee. **It's also easier than filling out a manual form.**

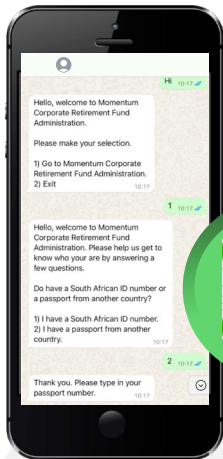
# Steps to withdraw from your savings component

Our innovative digital processes allow you to seamlessly withdraw your money in these ways:

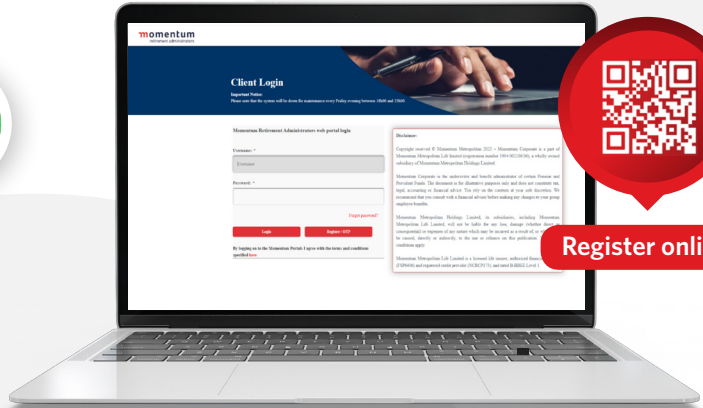
## 1. Through WhatsApp in just a few easy steps.

Save our WhatsApp number as one of your contacts: **071 909 6789** and WhatsApp us the word 'Hello'.

Our channel will be available from 16 August 2024 to access your current benefit values and statements.



## 2. Login on member portal.




A withdrawal form can also be obtained on [our website](#).

**! You will not be able to withdraw money from your savings component via WhatsApp if we do not have your cellphone number, so please give your employer your updated cellphone number to send to us.**

You will have to provide us with your annual taxable remuneration, tax number, ID/passport number, verified bank account details and address when you submit a withdrawal claim.

You can only submit your claim in September after your money has been allocated to your savings component, and the money will only be paid to you once the process has been completed. This is because the process includes different steps like disinvesting the amount from your investment type portfolio(s), verifying your banking details and applying for a tax directive from SARS.



**! Before you withdraw money from your savings component, consider the impact that tax, including arrear tax, and the withdrawal fee will have on the amount you receive.**

You can also contact us on our Sharecall line 0860 22 27 39 or email us on [MRA2potclaims@momentum.co.za](mailto:MRA2potclaims@momentum.co.za) (available from 16 August 2024)



#YourSuccessIsOurBusiness